



Features:

- 3Ø - 3 Wire System
- Monitors Phase Loss, Phase Asymmetry, Over Voltage & Under Voltage
- LED Indication for Power ON & trip
- DIN Rail Mount
- DPDT Relay output

Technical Specifications

Functional Specification	
Phase Imbalance	30V(Fixed)
Hysteresis	6V
Voltage Accuracy	±1% of Full Scale
Time Accuracy	±5% ±100ms
Power ON Delay	: 3s (Fixed)
TRIP SETTING	
Phase loss	
Phase Asymmetry	30V (Fixed)
Over Voltage Trip	10% Of Nominal Voltage
Under Voltage Trip	15 % Of Nominal Voltage
Trip & Recovery Time Delay	<120ms for Phase loss, Phase Asymmetry <200ms for Over Voltage, Under Voltage
RESET CONDITION	
After removal of fault condition Reset automatically after hysteresis of 6V.	

Output Specifications	
Output contact	DPDT(2C/O)
Contact rating	5A@250VAC res.

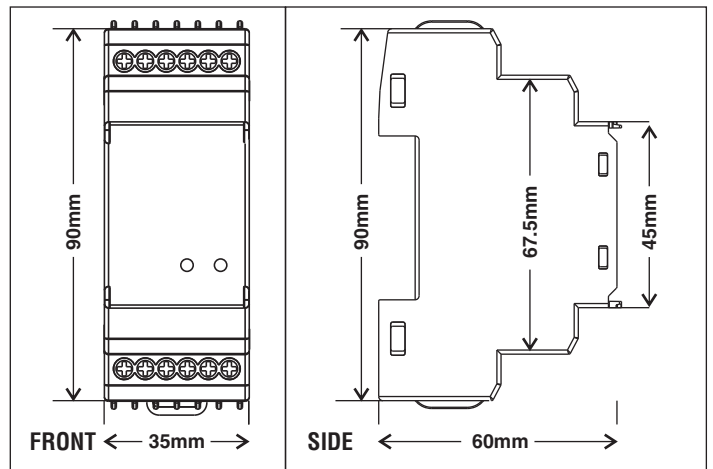
Supply Voltage	
Nominal Input Voltage	415V AC (phase to phase)
Power Consumption	50VA max
Operating Voltage	280 to 520V AC(L-L)

Environmental Specifications	
Temperature	Operating : 0°C to 50°C Storage : -20°C to 70°C
Humidity (non-condensing)	UP to 95% RH
Weight	100gms
protection Level	IP30 For housing IP20 Terminals

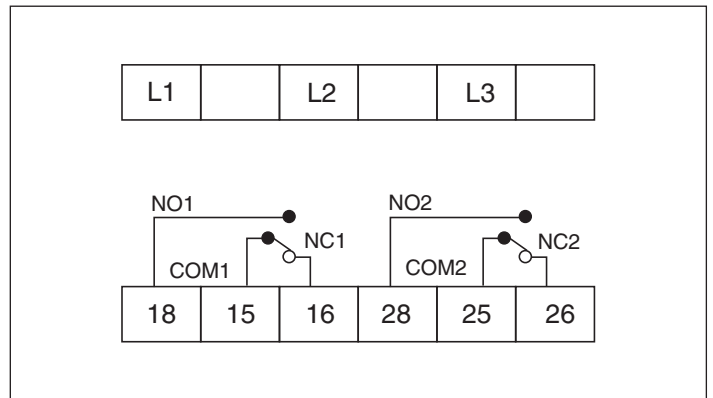
LED Indication Chart

Various Condition	ON LED	R LED	Relay
Healthy Condition	ON	OFF	Energised
Phase Asymmetry	ON	ON	De-Energised
Phase Failure	ON	ON	De-Energised

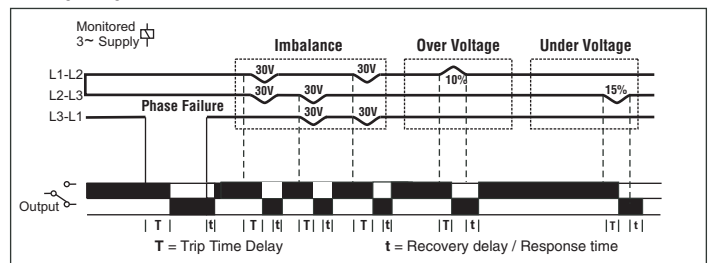
Dimensions



TERMINAL CONNECTIONS



TIMING DIAGRAM



ORDER CODE INFORMATION

Product	Supply Voltage	Certification	
SPPA2M2	280-520V AC(L-L),45-65 Hz	CE	UL LISTED